



THE TRANSMITTER



THE NEWSLETTER OF THE

JERSEY COAST SPORT FLIERS

AMA CLUB #1265, EST. 1973

WWW.JCSPORTFLIERS.ORG

ROB KALLOK—EDITOR 732-263-1561

EMAIL— ROB.KALLOK@COMCAST.NET

ADDRESS—18 BAMPTON PLACE, WEST LONG BRANCH, NJ 07764

APRIL 2017

LET THE FUN BEGIN!



On Sunday April 2nd we had our first contest of the year, “Streamer Chase”. This is a great event to shake off the rust, and for some thin out their fleet. We had great weather and an even better time. More details are in this issue!

This month’s club meeting features one of our two **Project Nights**, and is broken down into two categories—scale and sport. Normally for Project Night the idea is to bring in something you’re working on that is not complete. It can be a bare airframe, a partially covered wing, or even a set of plans to show everyone what you’ll be bringing for a subsequent Project Night. Airplanes that are brought in for Project Night can be brought back in for a regular Model of the Month competition once it’s complete. For those who are keeping score, Project Night winners aren’t eligible for Model of the Year (but would be if it won a later MOM contest). So be sure to come out this coming Wednesday night 4/26 and check everything out!

Lastly, I’ve included a write-up on a new project I’m working on in this issue. If anyone has something new they’re working on feel free to reach out to me and we’ll feature it in an upcoming issue!



Recording Secretary's Report

by
Darryl Schlosser

Our **March Meeting** was held on the 22nd at the **Eatontown Public Library** meeting room, 19 members were present.

Dave called the meeting to order. I presented the Secretary's Report and Stu read the Treasurer's Report.

Business

- The **Lebanon Flea Market**, cancelled **Adopt-A-Road** and our first fun-fly **Streamer Chase** event is now in the books. We had 12 pilots fly nonstop at our third indoor flying night. Our season is heating up and we have many club members participating.
- Stan, our webmaster, has laboriously taken on the task of building, debugging and installing a new webpage for us. Thanks to his effort we now have a new state of the art webpage that is easier to navigate as well as update. Kudos to Stan for all the effort he expended to keep our website viable into the future!
- The grace period has now ended for renewing your JCSF Membership. Seven of the nine new members we gained last year renewed again this year. We also have five new members. That said, we lost 12 of the faithful from our current roster bringing our current membership to 104. Hope the stragglers come back to the flock.
- Before you read this newsletter we will have completed our "Balls" fun-fly. Tom is running this event on Sunday April 23rd. Hope you were there to join in the fun and partake of some of Mark's cuisine.

Model of the Month



1. Adam placed first with his rebuilt 60 yr old Joy Products Aeronca C3. After modifying it to electric he said it weighs 3 1/2#



2. Carl built this Sig 4 Star 120 kit. It has an 81" wingspan and is covered with Ultra-coat. He made custom wheel pants for it and powered it with an ASP-100. Weight 10.6#

3. Gary scratch built his Clone 3 using 2mm Depron reinforced with carbon fiber. Radic 3D design and 2C LiPO power.



4. Rich scratch built his "Arrowhead" using \$ Tree foam board. It spans 40" and is powered by a 3C 2200mah LiPO.



4. Ken scratch built this SU-34 using 1/2" blue foam. He powered it with a 90 mm fan. 6C 5000mah LiPO gives him 5 minute flights.



4. Dave displayed his recently acquired Hobby King Tundra Durafoam plane w/flaps and floats. It spans 1300mm.

4. Larry shows off his SU-34. It was constructed with dollar tree foam.



Wow - lots of models this month. Keep 'em coming!



This Month - **PROJECT NIGHT**

Photos by Gary



Streamer Chase

On Sunday April 2nd Bob Keibley CD'ed our traditional "Streamer Chase" (i.e. RC combat) contest. Eight pilots took to the field, flying in two heats of four pilots each. Bob ran a tight contest once the flying started. In between rounds we enjoyed delicious subs courtesy of Gary S. as Mark was tied up that day.


After a close first round of flying yours truly was in the lead, but after lunch the deck got shuffled a bit. Although I managed another cut in the second round, it was also at the expense of my plane, which blew into umpteen fragments following a mid-air with Adam's plane. With my plane in the weeds the contest continued, and Gary and Stan each having a hot hand, the contest continued. Once the smoke cleared, Gary was pronounced the winner, with Stan taking second and me having the honor of taking third. In an interesting twist, both Gary and Stan flew their rounds using the same plane. You see, Stan had planned to use his Super Stunts in the contest, but after a bunch of consternation on the part of the other participants, Stan decided that maybe it wasn't a wise move to fly his rare and beloved plane in this contest. To ensure Stan didn't fly his plane, Gary offered Stan his plane for the contest, which Stan originally declined until Gary made it very clear that it would be OK. Thus Gary's plane was the big winner, taking both first and second place.

Thanks go out to everyone for making it out for our first contest of the year. If this event is any indication of the rest of the season we're in for a great year!!!

Rob



More Streamer Chase Pics



Check out the Monokote snowstorm! RIP Rob's airplane...

Project Corner—3D printed P-47N

As many of you know, I've had a 3D printer for some time now (a MakerGear M2) that I've used for making up parts for many of my planes, as well as the new club "bombs". One of my goals has been to try and design a plane that I could print on my MakerGear, but that's a longer-term project. In the meantime I'm running my printer on another very cool project.

RC Groups recently introduced a dedicated "3D Printed Planes" forum, which can be found at the following address: <https://www.rcgroups.com/3d-printed-planes-1006/> Via this forum I found a vendor who has spent a considerable amount of time and energy designing a series of printable RC planes, **3D LabPrints**. For a very nominal fee (typically \$20) you can download their designs and print them at your leisure. They currently specialize in scale aircraft, including a Spitfire, Mustang, ME-109, and a Thunderbolt. They also offer an extremely nice P-38 Lightning complete with retracts and flaps. You can search for 3D LabPrints on YouTube to check out their designs in action.

Since I'm a Jug fan I opted to start with the P-47. This particular design is cool as the designers opted to model the N version of the Thunderbolt, which isn't commonly seen. For those unfamiliar with the P-47N, it was designed for use in the Pacific to escort B-29s and featured a modified wing with squared-off wingtips which provided additional wing area and assisted in gaining the extra range needed in this theater of the war.

The 3D LabPrint designs are printed in sections and glued together with medium CA and accelerator. I originally had my doubts as this didn't seem strong enough, especially since there is no spar to speak of in the wing. However, several guys have built their designs and have verified that indeed this method works great as the flight videos speak for themselves.

The 3D LabPrints aren't small—they are nominally 1:12 scale, with the P-47 coming in with a 46" wingspan. However because of their hollow design they are very light so they have a wide speed envelope.

I plan on bringing the in-progress airplane to this month's club meeting. While I don't expect that this form of "building" will replace wood or foam, I do think it will add a new wrinkle to the hobby. I also expect we'll see new and creative designs that will take advantage of the unique capabilities that a 3D printer provides.

Rob



For more details about **3D LabPrints** you can check out their website at:

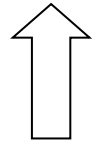
<https://3dlabprint.com/>

A note from Stu...

"As some of you may know, long time JCSF member Bob Zupp is leaving N.J. for the Sunshine State in the next couple of weeks. In anticipation of his move, he placed several R/C items that he did not want to take with him on our club's "Classified" webpage, with all proceeds to go to our club's "New Pilot Program". I am pleased to inform you that all his items sold and \$145 was collected. If you do get a chance to see Bob before he leaves, be sure to thank him for his generosity and let him know we will miss him!"

And now, some pics from after the Streamer Chase....





First Class Mail



Rob Kallok
18 Bampton Place
West Long Branch, NJ 07764

UPCOMING EVENTS

**Next Meeting – Wednesday April 26th, 8:00 PM at the Eatontown
Public Library. Project Nite and raffle.**

May 13—20 – Joe Nall

Sunday 5/21—RC Baseball (Stan B. CD)