



THE TRANSMITTER



THE NEWSLETTER OF THE

JERSEY COAST SPORT FLIERS

AMA CLUB #1265, EST. 1973

WWW.JCSPORTFLIERS.ORG

ROB KALLOK—EDITOR 732-804-6082

EMAIL— ROB.KALLOK@COMCAST.NET

ADDRESS—18 BAMPTON PLACE, WEST LONG BRANCH, NJ 07764

FEBRUARY 2019

PRODIGIOUS BUILDER!!!

So, why exactly did I put this photo of Mike Cripp's as this month cover picture? Well, here's why... I just wrapped up the list of 2018 Model of the Month winners for this month's Model of the Year competition, and Mr. Cripps took first place SIX times in 2018. That wasn't entered six times—WON six times. Since we only have a total of ten MOM contests (Project night wins don't count) Mike won a blistering 60% of our model building contests this year. I looked back over the past few years and as far as I can tell we haven't had anyone win that many MOM contests in a single year (at least in recent history). If you combine that with the craftsmanship and detail that Mike put into each of his models you get a sense how big a deal this is. Nicely done!!!

We're starting to see the light at the end of the tunnel with regards to winter (although I must admit we get some of our worst weather in March). I specifically say this from the perspective of cool things to do. Hopefully this weekend many of you made the trip to the Meadowlands to check out the AMA Expo East. I know it may not match up to the WRAM shows of old, but it's still a fun way to spend a winter's day, catching up with friends and maybe picking up some supplies and perhaps a plane or two. And hopefully you joined us on Sunday 2/24 at our annual club dinner at '618' in Freehold. I'm really looking forward to both events, and I'll have more details on both in next month's newsletter. Looking forward to March we'll have the always fun Lebanon RC Flea Market on March 9th, which is well worth the three-hour drive. If you haven't checked out this HUGE swap meet I strongly suggest it, and bring your walking shoes (and some \$\$\$).

As I alluded to earlier, this month's club meeting will have a lot going on. First off, we'll have our regular Model of the Month contest. But as an added plus, we'll have our annual Model of the Year contest. A list of all eligible models is included in this issue. Please remember that all models must have been successfully flown at least three times to qualify (no hangar queens). If some misfortune came to your plane you're welcome to bring the remnants and share any story you might have. This month we'll also be collecting club dues—all members should be paid up by the end of March, so please pay up sooner rather than later. Please also be sure to bring your current AMA card. We'll see you Wednesday 2/27 at 8pm at the Eatontown Public Library!



Recording Secretary's Report

By Mike Kouridakis

The January 23, 2019 meeting was my first as Recording Secretary. I'd like to thank out-going Recording Secretary Darryl Schlosser for showing me the ropes and for doing such a find job all these years. Please be aware that Darryl will still be handling membership registration. On to the meeting!

There were 20 members in attendance at the Eatontown Public Library as club President Dave Mauger called the meeting to order. We began with new member introductions as prospective members Dave and Mary introduced themselves. They both fly and have an interest in sailplanes, aerobatics and fly both wet fuel and electric. I then read the minutes of the last meeting following which Stu gave the financial report.

BUSINESS

Gary gave us a report on the Brass Monkey Fun-Fly and kicked around some ideas for future club events.

Dave highlighted some notable events coming in the next few weeks such as the Atoms Swap Meet in Hillsborough, the AMA Expo at the Meadowlands complex held from 2/22-24 and the club dinner on 2/24.

Dave also noted that during our February meeting will be the awarding of the Model of the Year which should be exciting.

Rob gave an update on the group build Avro Lancaster project. Rob is redesigning and cutting parts for the fuselage on his new CNC rotary cutter. Mike Cripps has done an almost complete redesign of the wings and is cutting the wing parts with his laser cutter. Mike is helping me learn Fusion 360 so that I can design the canopies and nacelles for 3D printing. (Mike is actually doing more of it than me as I'm still learning CAD). Stay tuned for more updates of this interesting group effort.

MODEL OF THE MONTH

In 1st place this month was Lee Stab with his Schweizer 1-26 electric powered glider. It was built from a kit and fabric covered and looked great. Congratulations Lee!

In 2nd place this month was prolific micro-model builder Mike Cripps with his Easy-Built kit peanut scale Stinson Reliant. 12" span, 15gms weight, actuators on the rudder and elevator, 7mm motor, 1s lipo held in place by gold magnets on the contacts and wing-tip navigation lights. Tissue covered and finished as Jimmy Doolittle's.

In 3rd place was Gary Swist with his Chea-Pass float plane from an old House of Balsa kit. As one would expect from Gary the silver with blue accents Monokote covering was flawless. This 45.5" span model is powered by a Himax 2816 outrunner on a 2200mA 3s pack.

Honorable mention goes to Jason Cline who showed two flying wings. Both were made of EPP foam and covered with tape. Both are lighted as well for night flying.

Honorable mention also goes to Rich Border who brought an EPP Eagle. It's powered by a 2212-10 outrunner on a 1300mA 3s pack.



Lee's 1st Place Plane



Mike's cool Stinson

January Meeting Pics (cont'd)



Gary's nice flying boat



Sweet EPP eagle



Jason's night wings



Mike's new B-25!

2018 Model of the Year Candidates

January (tie)	Dave M (NES Samba) Mike C (Pitcaren Fleetwing)
February	Bill (4m Gentle Lady)
March	Mike C (Zeke's Fokker D.VII)
April	Gary S (BUSA Northstar)
June	Mike C (Bob Peck A6M2 Zero)
July	Rob K (Zeke's Drake flying boat)
August	Mike C (Park aerobat)
September	Adam L (Night Stick 2.0)
November	Mike C (Peter Rake Bristol Scout)
December	Mike C (pair of Cooties)

Santa's Training Mission

It's amazing how time flies, but just before Christmas (December 23rd to be exact) we had our annual Santa's Training Mission at Dorbrook. The contest had originally been scheduled for the prior Sunday but the weather conditions were horrific so we agreed to move the date to the following weekend. Thankfully we still had a great turnout, and the contest went off without a hitch.

As guys who have competed in this contest before already know, this is essentially an eating and flying contest. This is a timed event where you need to fly from Santa's shop to a number of "houses", deliver presents, eat Santa's snack and beverage, and return back to the shop. While we normally plan multiple rounds, guys typically have enough after one round as eating so much cake and cookies plus milk fills everyone up pretty quick. Additionally it actually takes a fair amount of time per pilot so a single round does run a bit long.

Bob K. started out with the hot hand, registering a blistering time of 6:16. This time stood for a while until the hotshots took their turns. For this contest the hotshots were (as usual) Adam, Gary, and Stan. All of these pilots scored sub-five minute rounds, all while pounding down snacks and drinks. To make things more interesting this year we gave pilots the option of eating a Ding Dong or a fudge-covered Devil Dog at one house and skipping the snack at the next, since these are really big and take some time and focus to eat. These guys definitely took "advantage" of this option, which was hilarious to watch as trying to inhale one of these snacks and get back to flying wasn't easy, but it was worth the effort at the following "house".

At the end Stan was able to eat and fly with the most proficiency, clocking a winning time of 4:08, with Gary taking second and Adam a close third. Afterwards we moved to a new tradition we started two years ago— a grab bag. Each pilot who wanted to participate brought a small gift to add to the pile, and we all drew presents based on our finish in the contest. Some very cool and interesting presents were unwrapped, and everyone had a grin on afterwards. Once again, the gang had a blast and had the opportunity to fly and see their friends just before Christmas kicked off. I strongly suggest checking out this great contest this year!

Pilot	Time	Place
Stan	4:08	1st
Gary	4:39	2nd
Adam	4:52	3rd
Bob	6:16	4th
Gino	7:31	5th
Mike K	7:33	6th
Dave	7:47	7th
Mike C	8:14	8th

Santa's Training Mission pics

By Stan Berger



Pilots Meeting



Don't choke Adam!



Mike chewing and chugging



Glug glug glug...



Tasty snacks!





The happy (and full) group!

The Continuing Saga of the Lancaster Build (Part III)


When we last talked about the Lancaster group build Bob K. had just finished up the prototype construction of Mike C's new laser-cut wing with great results! Since then Mike has cut wing kits for the rest of the crew and Mike has framed up his own wing. He has posted the build details thus far on our RC Group's thread at <https://www.rcgroups.com/forums/showthread.php?3189961-Group-build-Peter-Holland-s-74-Lancaster/page3>

Currently I've managed to finish up the fuse design and cut my first set of formers for the prototype fuselage build. I made a few modifications from the original design by splitting the formers so that the fuse could be built upside down on top of a set of 1/4" balsa longerons, plus added a bomb bay to the design. For those familiar with the Avro Lancaster you know that it has a ridiculously long set of bomb bay doors—on our Lancaster this translated into **doors 24 inches long!** Woof! I still need to work out the mechanics of operating the doors, but I'm currently leaning towards using a pair of HS-81 servos, modified to have 180 degree movement to give sufficient throw to operate the doors. Will be interesting!

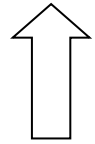
Today (Friday 2/22) I picked up a boatload of balsa and lite ply to complete both my model and Stu's, as well as sufficient material to CNC the fuselage and tail feather kits for the rest of the crew. Mike C and Mike K were also at the show picking out the wood for their builds— other than missing some 1/2" triangular stock and some carbon fiber we're in pretty good shape now to get things done!



Parts machined and ready for assembly



Prototype fuse with doors taped in place



First Class Mail



Rob Kallio
18 Bampton Place
West Long Branch, NJ 07764

UPCOMING EVENTS

Next Meeting – Wednesday February 27th, 8:00 PM at the Eatontown Public Library. Model of the month and raffle.

Sun. February 24 – Club Dinner, 2pm ('618' Freehold)

Sat. March 9—Lebanon RC Flea Market (Lebanon PA)

Sat March 30— Adopt-A-Road cleanup (9am, Dorbrook)